

EXPR*e*S: Operationalizing e-VLBI

- The final stages of the project and next steps

T. Charles Yun
Project Manager
EXPR*e*S/JIVE

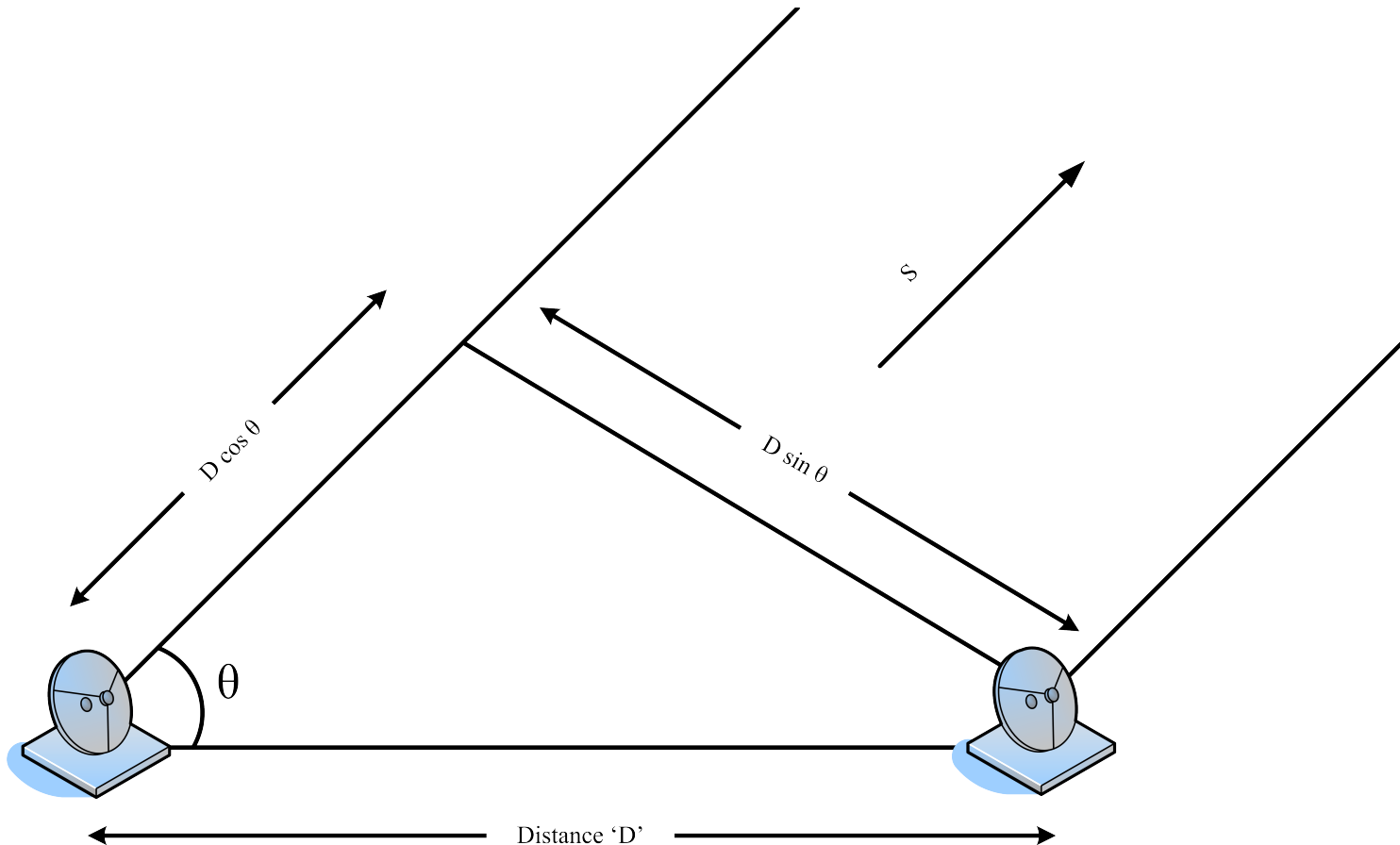


Overview

- Radio astronomy, e-VLBI and the EXPReS Project
- Project Goals
- Progress: Network & Computation
- Next Steps
- Conclusion/Q&A

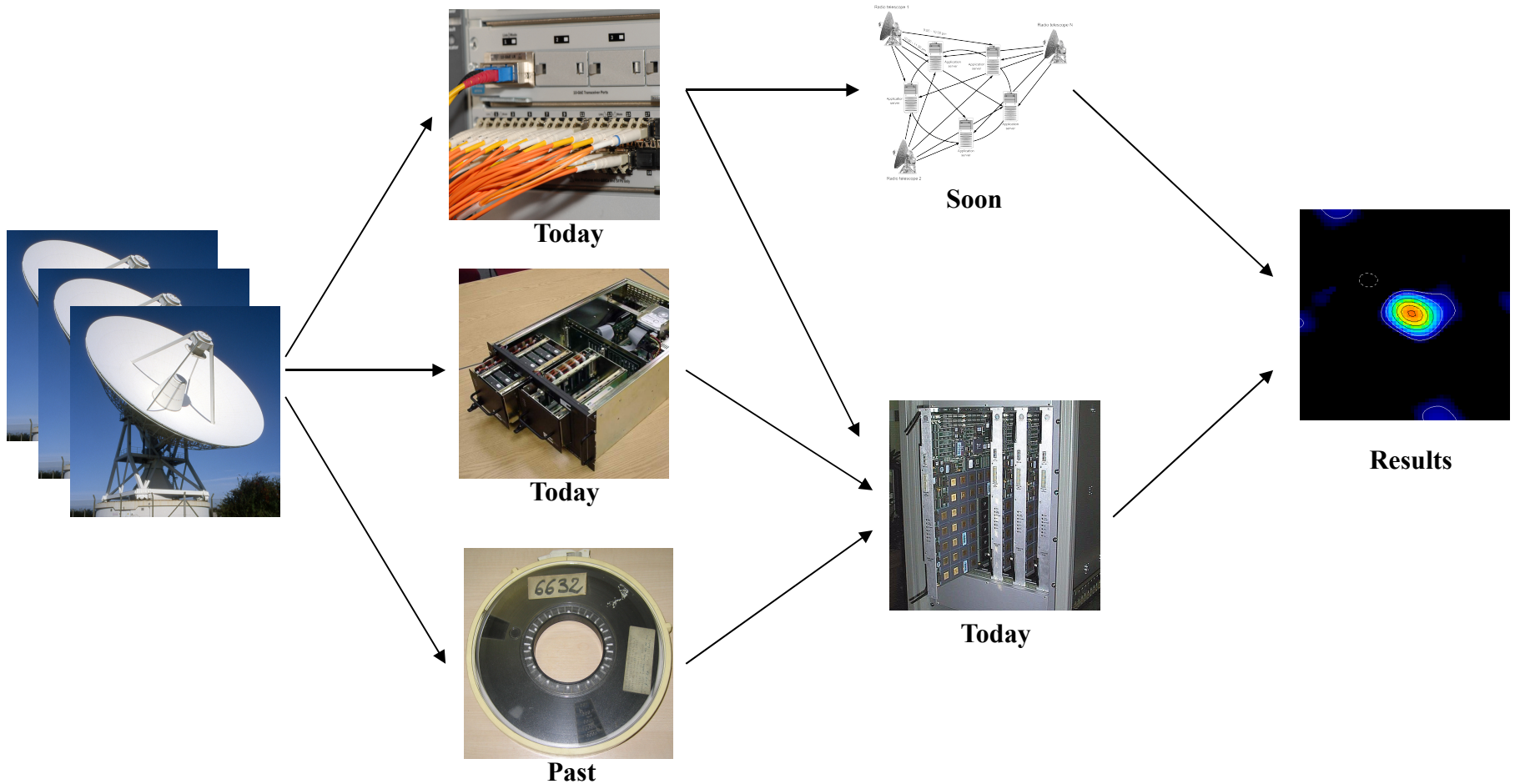
Explaining e-VLBI in Two Slides (1)

- Astronomy → Radio Astronomy
- Single Antenna → Multiple Antenna Arrays



Explaining e-VLBI in Two Slides (2)

- Observing as: Single Dish \rightarrow VLBI \rightarrow e-VLBI



EXPReS Project

- EXPReS is made possible by the European Commission (DG-INFOS), Sixth Framework Programme, Contract #026642
- Project Details
 - Three year, started March 2006
 - International collaboration
 - Funded at 3.9 million EUR
- Means: high-speed communication networks operating in real-time and connecting some of the largest and most sensitive radio telescopes on the planet

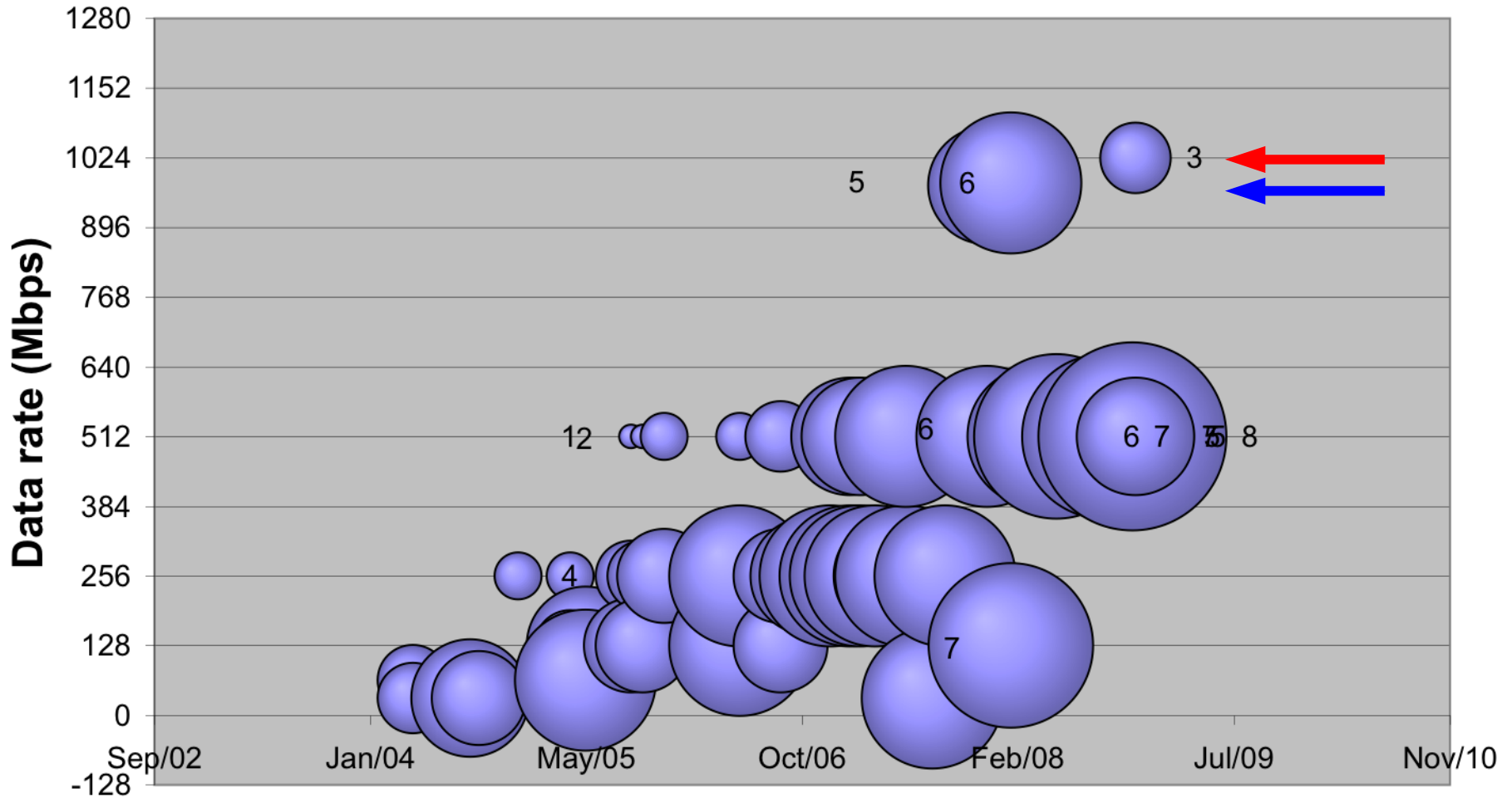
Status of the e-EVN



Network status as per 2008-05-02. Image created by Paul Boven <boven@jive.nl>. Satellite image: Blue Marble Next Generation, courtesy of Nasa Visible Earth (visibleearth.nasa.gov).

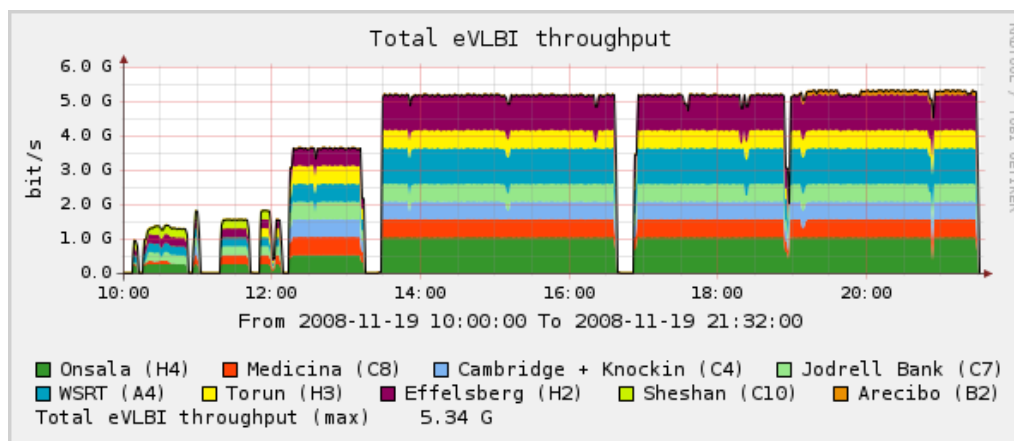
Increased Operational Bandwidth

Number of telescopes @ data rate



Support Software


- Cacti Network output displaying 1024 Mbps throughput for multiple stations



- e-VLBI streams increase in 2^n bitrate "octaves"
 - Note that $1024 > 1000$
 - a non-minor effort was put into several different efforts to allow e-VLBI to work at 1000 Mbps and 1024 Mbps

Current Correlator

- Currently custom hardware
 - "Faster" than an IBM Blue Gene/S
- Quickly aging, hard to repair, no replacement parts, requires a great deal of human interaction to complete correlation

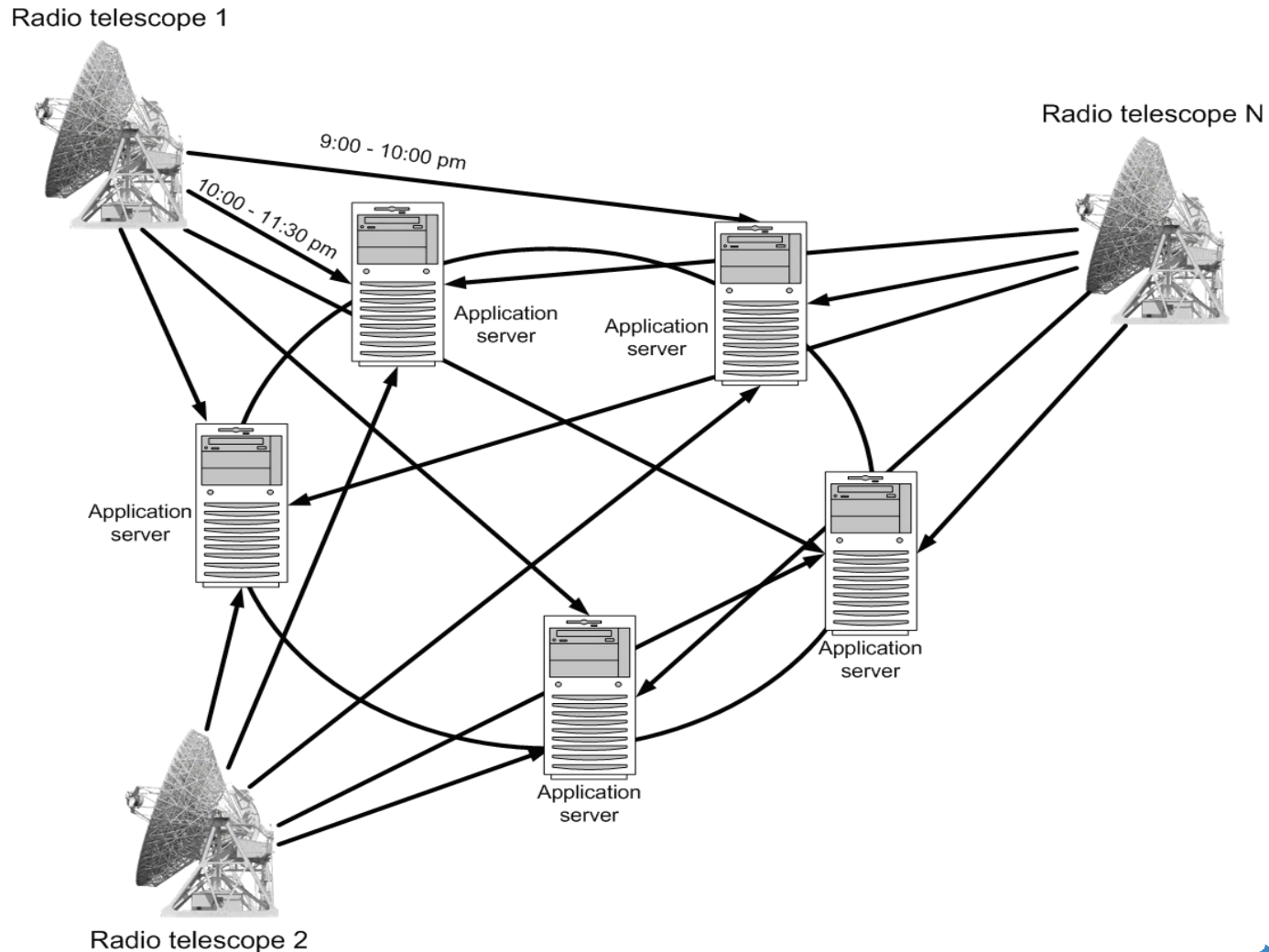


Next Generation Correlator

- Software correlator
 - Improves upon existing correlator design, flexible, takes advantage of Moore's law
- Can take advantage of grids, with caveats
- "The Grid" might not be powerful enough

- Operational issues
 - grid friendly- "bursty" need for large computation
 - grid mean- desired 24x7 usage

Diagram of Grid Correlation



Partnerships are critical

- Astronomers are not computer scientists, co-lo centers, network engineers, archivists, environmental analysts, etc
- Computational
 - Returning to first principles- how much energy is required to flip the bits for computation? From this, it is "easy" to determine the size of the next correlator and the energy consumption/computational throughput required
- Storage
 - Is it truly unreasonable to ask for multi-petabyte, transient storage at line-speed I/O?
- Network
 - Ongoing quest for the last mile; network speeds and user desires continually evolve; thus *the last mile continues to get longer*. Europe is making steady progress; almost all other areas are slower

e-Infrastructures and Science

- Fundamentally, what are the characteristics of applications that will drive the future infrastructure?
 - Networking
 - Speed, last mile
 - Computation
 - Scales with networking
 - Storage
 - Buffer, storage, archive

- Science goals
- Public Benefit
- Public Relations

- ???

Questions/Answers

- Contact information

T. Charles Yun
Project Manager
EXPReS (JIVE)
tcyun \at\ jive dot nl

- Additional Information

<http://expres-eu.org/>
<http://www.jive.nl/>

[note: only one “s”]

- EXPReS is made possible through the support of the European Commission (DG-INFSO), Sixth Framework Programme, Contract #026642



INAF




ISTITUTO NAZIONALE DI ASTROFISICA
NATIONAL INSTITUTE FOR ASTROPHYSICS



Max-Planck-Institut
für Radioastronomie



HELSINKI UNIVERSITY OF TECHNOLOGY
Metsähovi Radio Observatory



The University of Manchester
Jodrell Bank
Observatory



JOINT INSTITUTE FOR VLBI IN EUROPE